





## DOROTHY 15<sup>3</sup>/<sub>4</sub>

### STANDARD EQUIPMENT

- » Steel Reed, 12 dents/inch
- » 1 boat shuttle 6122-1000
- » 1 reed and heddle hook 6141-7000
- » 2 metal lease sticks
- » 10 loop cords for lashing
- » Transfer heddle Bars
- » Instructions
- » Book "Warp and Weave"

**2110-0000 4 shaft \$750.00**

**2111-1000 8 shaft \$1020.00**



### 4 SHAFT LOOM

This 4 shaft table loom is collapsible for easy carrying and storage. It is a practical loom for schools, summer camps, occupational therapy and hobbyists. The shafts are operated by the unique side levers of graduated lengths. A 4 shaft loom comes with levers on the right. The selection of the harnesses is easy because the lever tabs are in different colors.

This 4 shaft loom can be supplied with a deeper frame to which additional 4 shaft sections can be added to convert it to 8 or even 12 shafts. All you have to do is assemble the sections as you wish: they are screwed to the frame. Levers for harness frames are permanently situated.

### 8, or 12 SHAFT LOOM

This Dorothy loom is built with a deeper frame in which you can place 2 or 3 sections of 4 shafts, placing levers either on the right or left hand side, as you wish but usually we alternate, right for the first, left for the second and right for the third.

### **TABLE FOR DOROTHY 15<sup>3</sup>/<sub>4</sub>" 4s**

Light folding base. The height (25") allows the weaver to use an ordinary chair to operate the loom.

**6312-2000 \$235.00**

#### SPECIFICATIONS & DIMENSIONS

	4 Shaft	8 Shaft	12 Shaft
Weaving width	15 <sup>3</sup> / <sub>4</sub> " 40 cm	15 <sup>3</sup> / <sub>4</sub> " 40 cm	15 <sup>3</sup> / <sub>4</sub> " 40 cm
Quantity of heddles	400	400	400
Loom width	20 <sup>1</sup> / <sub>4</sub> " 51 cm	20 <sup>1</sup> / <sub>4</sub> " 51 cm	20 <sup>1</sup> / <sub>4</sub> " 51 cm
Depth	20 <sup>1</sup> / <sub>2</sub> " 52 cm	31 <sup>1</sup> / <sub>4</sub> " 79 cm	31 <sup>1</sup> / <sub>4</sub> " 79 cm
Height	17 <sup>1</sup> / <sub>2</sub> " 44 cm	17 <sup>1</sup> / <sub>2</sub> " 44 cm	17 <sup>1</sup> / <sub>2</sub> " 44 cm
Net weight	16 lbs 7 kg	25 lbs 11 kg	32 lbs 14 kg

#### OPTIONS:

- » Inserted eye or Texsolv heddles instead of wire heddles: 2110-1000 \$41.00
- » Dorothy side crossmembers 31" (need 4 for a 8s loom) 6392-3000 \$83.00
- » Dorothy 4 Shaft section (left left = 6392-4300) Right 6392-4000 \$283.00
- » SECOND WARP BEAM for Dorothy 6432-1000 \$283.00



## DOROTHY 24" v2

### STANDARD EQUIPMENT

- » Steel Reed, 12 dents/inch
- » 1 boat shuttle 6122-1000
- » 1 reed and heddle hook 6141-7000
- » 2 metal lease sticks
- » 10 loop cords for lashing
- » Transfer heddle Bars
- » Instructions
- » Book "Warp and Weave"




**2410-0000 4 shaft \$885.00**  
**2411-0008 8 shaft \$1220.00**



### SPECIFICATIONS & DIMENSIONS

	4 Shaft	8 Shaft
Weaving width	24" 60 cm	24" 60 cm
Quantity of heddles	600	600
Loom width	28" 71 cm	28" 71 cm
Depth	25" 64 cm	29" 74 cm
Height	21 1/2" 54 cm	21 1/2" 54 cm
Net weight	22 lbs 10 kg	30 lbs 14 kg



### STAND WITH SIDE SHELVES FOR DOROTHY 4s 24"

A stand to convert your Dorothy 24" into a foot-powered loom.

**4 shaft loomstand with 6 treadles**  
**6313-2000**  
**\$550.00**

**4 or 8s loom stand without treadles**  
**6313-2008**  
**\$440.00**



Same stand without the shelves  
 6313-2009 \$340.00

### OPTIONS

- » Inserted eye or texsolv heddles instead of wire heddles: 2110-1024 \$ 54.00
- » Dorothy 4 Shaft section left (or right) with longer frame parts 6392-5(6) \$361.00
- » SECOND WARP BEAM for Dorothy 6432-1100 \$278.00
- » Sectional Warp Beam for Dorothy 24" (23' sections of 1") 6443-1100 \$272.00

